



KD Hospital

कुसुम धीरजलाल हॉस्पिटल



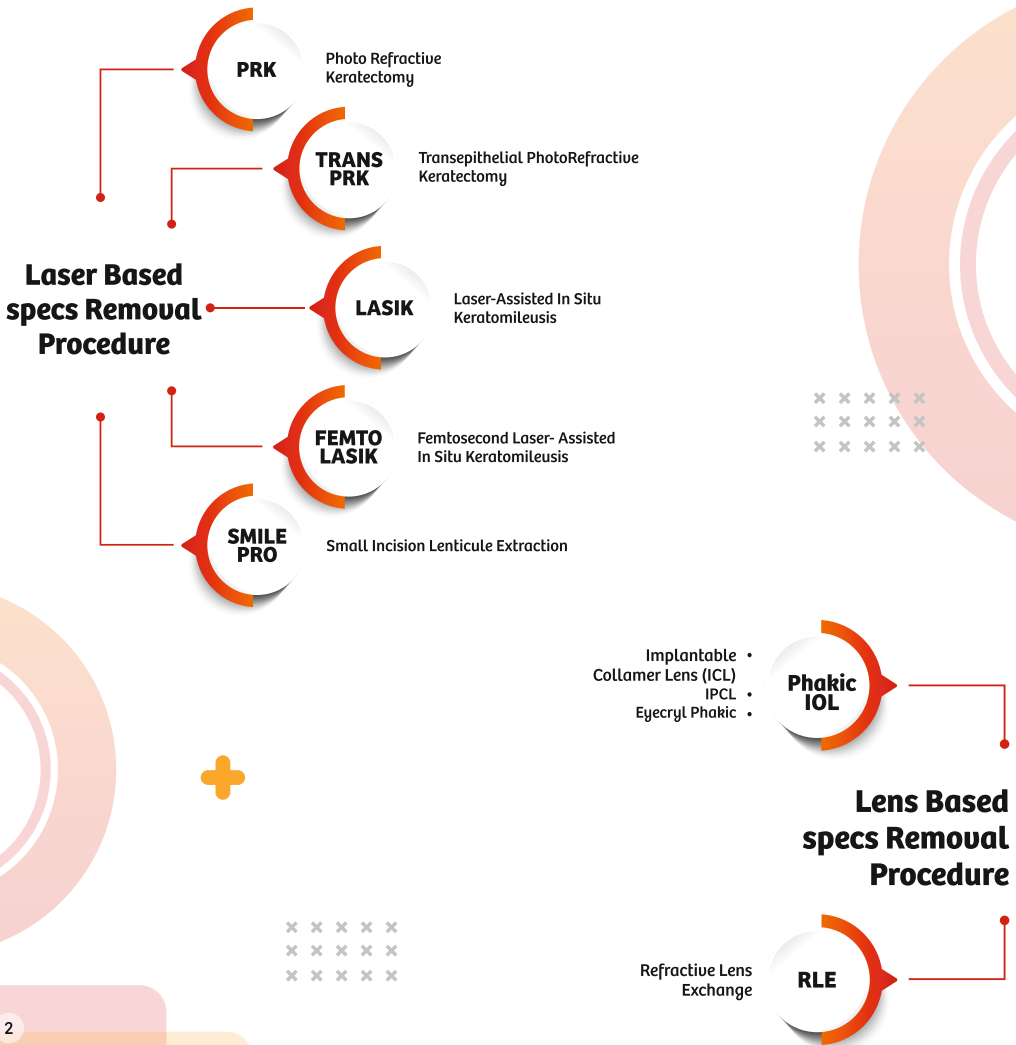
SPECS REMOVAL SURGERY

(Refractive Surgery)




- **Sharp Vision** is something everyone desires. Not all of us, however, have good eyesight.
- Eye conditions such as nearsightedness, farsightedness and astigmatism, so-called refractive errors, are very common.
- Over half the world's population relies on eyeglasses or contact lenses to see well. They want to enjoy good vision without needing to wear these accessories. This can be achieved by a simple procedure called **Specs Removal Procedure (Refractive Surgery)**

Options For Specs Removal Procedure



Do you know? Specs Removal Surgery is a Functional Surgery and Not a Cosmetic Surgery



Most of the patients are satisfied with the result of surgery, and many describe it as life changing.

Benefits of Specs Removal Surgery



①

**No Contact Lens/
No Red Eye
(Contact lens make
Eyes Red)**



②

**Enjoy Sports Activity
like Cricket, Football, Boxing,
Karate & many more**



③

**Cost Saving
No more broken glasses,
no more replacements**



④

Social Events

Specs Removal Surgery is suitable for

18+

① Minimum Age
is 18+

② Those Who
have
Healthy Eyes



③ Stable Glass
numbers

④ Not Suitable for
Pregnant Lady,
Breast Feeding/
Lactating Mother,
those who have active
autoimmune diseases



Send your Specs on
Permanent Vacation with
Specs Removal Surgery

PRK/T-PRK: Photorefractive Keratotomy

Introduction

Surface laser treatments (PRK, , and Trans PRK) use the same excimer lasers to perform an identical removal of a lens shaped piece of tissue immediately beneath the clear skin layer of the cornea.

Advantages



No cuts
Flapless & Bladeless



less
Dry Eyes



Resume
Sports Activity Early
-can participate in contact sports (Karate / Boxing)



Visual results
Good

Limitations



Eye Sore (Painful)
for few days



Takes weeks/
months to heal



Contact lens in
eye for a week



Lasik (Blade) : Laser-Assisted In Situ Keratomileusis



Introduction

LASIK (laser in situ keratomileusis) is typically performed using keratome blade to prepare a thin protective layer (the LASIK flap), which is lifted up and excimer laser removes a lens shaped piece of tissue to reshape the cornea beneath. The flap is then replaced.

Advantages



**Fast
Recovery**



**No
Pain**



**Resume Daily
Activities Early**



**Visual results
Good**

Limitations



**Cuts
(Flap)**



**Use of
blade**



**Delayed
resumption of
Sports Activity**
(Contact sports not
advisable)



Femto Lasik Surgery (Bladeless)

Femtosecond Laser- Assisted In Situ Keratomileusis



Introduction

Femto LASIK (laser in situ keratomileusis) is typically performed using 2 lasers: one (femtosecond laser/Blade-less) to prepare a thin layer (flap), which is lifted up before a second excimer laser removes a lens shaped piece of tissue to reshape the cornea beneath. The protective layer is then replaced.

Advantages



No blade
All laser



All
robotic



Precise & accurate
cuts



Visual results
Excellent

Limitations



Cut
Flap



Delayed resumptions
of **Sports Activity**
(Contact sports not
advisable)



Smile Pro

Small Incision Lenticule Extraction

1st time in Western India

SMILE PRO (Small Incision Lenticule Extraction) uses a femtosecond laser to create a lens shaped piece of tissue that is removed by the surgeon through a small incision of about 2-4mm to correct focus. Unlike LASIK, SMILE PRO does not create flap nor need blade.



Most **advanced** procedure



No **cuts** (Flapless)



Bladeless
All laser



Can resume daily activities & sports activities **Earliest**



All **robotic**



Fastest: Blink & it's done in **8 Seconds**



Minimal **dryness**



Visual results **Excellent**





Less
halos



Fast
Recovery



AI
based



Literally
pain free



Patient
comfort

Fully integrated Carl Zeiss Meditec & Ecosystem for
better efficiency and accuracy



COMPARISON OF DIFFERENT LASER SPECS REMOVAL SURGERY

	PRK / T-PRK <small>Photorefractive Keratectomy</small>	LASIK <small>Laser-Assisted In Situ Keratomileusis</small>	FS-LASIK <small>Femtosecond Laser-Assisted In Situ Keratomileusis</small>	SMILE PRO <small>Small Incision Lenticule Extraction</small>
Introduced (Year)	1987	1999	2001	2023
Bladeless				
Flapless				
Robotic				
AI Based				
Pain After Surgery	Yes	No	No	No
Dryness After Surgery (6 month)	Uncommon	Uncommon	Uncommon	Rare
Resume Daily Activity	1 Week	3-5 Days	2-3 Days	1-2 Days
Resume Light Sports / Gym	3 Week	2 Months	2 Months	2 Week
Participate in Contact Sports (Boxing, Karate)	3 Week	Not Advisable	Not Advisable	2 Week
Full Visual Recovery	3-6 Months	1-2 Months	1-2 Months	15 Days
Final Vision	Good	Good	Excellent	Excellent

Phakic IOL (Lens Based): ICL/IPCL/Eyecryl Phakic

Introduction

Lenses that are implanted into the eye to correct vision without taking out the natural lens are called phakic intra ocular lenses (PIOLs). PIOLs are made of clear synthetic plastic. They sit either just in front of, or just behind, the pupil – a bit like placing your contact lenses into your eyes.

Suitable for



For anyone
above 18+



Unfit for
laser eye surgery



High
myopia

Limitations



Invasive
(Inside Eye
Surgery)

Advantages



No
dry eye



Reversible

Refractive Lens Exchange(RLE)

Refractive Lens Exchange is a surgical procedure where the natural crystalline lens is removed and replaced with a clear artificial lens. This clear artificial lens is also called an Intra Ocular Lens (IOL) and it corrects the optical power of the eye. This means that you will no longer depend on glasses or contact lenses to see well.

IOL Options

We offer a wide range of Intra Ocular Lens (IOL). Our Ophthalmologists will assist you to choose the IOL that benefits you the most.

Why **KD**?

KD Ophthalmology Department is one of the **Largest Laser Vision Correction Center** with State-of-the-art Technology under one roof.

Successfully completed path-breaking **30,000+ Lasik Procedures**

- **First time in Western India** - VISUMAX 800 machine which is a Robotic, AI based machine performing **Flapless and Bladeless SMILE PRO** Laser Eye surgery in less than 10 seconds.
 - **Advanced Technology:** Cutting-edge technology for precise and safe treatments.
 - **Experienced Specialists:** Our team of experienced ophthalmologists covers every eye care subspecialty, providing unmatched expertise under one roof.
 - **Customized Care:** Personalized treatment plans tailored to your unique eyecare needs.
 - **Patient-Centric Approach:** Emphasis on comfort, safety, and minimal recovery time.
 - **Transparent Pricing:** Clear, upfront costs with affordable financing options.
- Comprehensive Aftercare: Dedicated support for post-surgery care and questions.



SPECS REMOVAL SURGERY

Scope of Services at Ophthalmology Department

Refractive Surgery (Specs Removal) Clinic

1. Smile Pro (Small Incision Lenticule Extraction)
2. Femtosecond-assisted laser in-situ keratomileusis (Femto Lasik)
3. Laser-Assisted In Situ Keratomileusis (Lasik)
4. Implantable Collamer Lens (ICL)
5. Refractive Lens Exchange (RLE)
6. Corneal Collagen Crosslinking with Riboflavin (CXL/C3R)
7. Photorefractive Keratectomy (PRK)

Cataract Clinic (with premium and multifocal lens implantation)

Cornea Clinic

Corneal Transplant

Contact Lens Clinic

Vitreo-retinal Clinic

Diabetic Retinopathy Clinic

Retinopathy of Prematurity - Screening & Treatment

Uvea Clinic & Ocular Oncology

Glaucoma Clinic

Paediatric Ophthalmology Clinic

Squint and Amblyopia (Lazy eye) management

Oculoplasty Clinic

Neuro Ophthalmology Clinic

Advanced Tumour Treatments

Plaque brachytherapy, Trans Pupillary Thermotherapy (TTT), Photodynamic Therapy (PDT), and Cryotherapy for Ocular tumours.

Patient Speaks




HAPPY PATIENT

★★★★★ a day ago **NEW**

I recently had a positive experience at KD Hospital in Ahmedabad, India, where my wife underwent eye surgery my wife has done smile pro surgery. The staff at KD Hospital were not only professional but also incredibly supportive throughout the entire process. From the initial consultation to the post-operative care, they ensured that my wife felt comfortable and well taken care of. The facilities were top-notch, and we were impressed by the expertise and dedication of the medical team. We highly recommend KD Hospital to anyone seeking quality healthcare services in the area. Thank you, KD Hospital, for your outstanding care.

HAPPY PATIENT



★★★★★ 4 months ago

I recently underwent Trans-PRK for my myopia at KD Hospital under the care of Dr. Ravish Sir, and I must say the entire experience was exceptional. The professionalism and support provided throughout the process were commendable.



HAPPY PATIENT



KD Hospital
Vaishnodevi Circle, Sarkhej - Gandhinagar Hwy, Ah...

★★★★★ a day ago

have nice and new experience regarding hospital where everything done on time within give time as per guide

HAPPY PATIENT



★★★★★ 3 months ago

#eyedepartment , LASIK Surgery

I got my lasik operation done at KD Hospital.

My overall experience about lasik was very amazing, and hospital's staff members and doctor are very supportive



HAPPY PATIENT



KD Hospital
Vaishnodevi Circle, Sarkhej - Gandhinagar Hwy, A...

★★★★★ a month ago

Got Lasik surgery done, the doctors and staff are very good and it was a hassle free very structured process. Thankful to everyone here.



Dr Anuja Desai

FMRF-Cornea & Refractive Surgery, MS Ophthalmology
Head of Ophthalmology Department, Cornea & Refractive Surgeon

Dr Ravish Kinkhabwala

M.D. Ophth. AIIMS, New Delhi, FRCS (Ophth) (Glasg) UK, FRCOphth (London),
UK, Cataract, Refractive & Cornea Surgeon

Dr Falguni Chudasama

Fellowship in Vitreous and Retina Surgery, MS Ophthalmology
Consultant Vitreo-retina Surgeon

Dr Parin Mehta

FGNN, MS Ophthalmology, Consultant Glaucoma Surgeon

Dr Rinal Patel

DOMS (Ophthalmology), Phaco-Refractive Surgeon

Dr Rutu Modh

MS Ophthalmology, Phaco-Refractive Surgeon

Dr Kushal Agrawal

MS, Fellowship in Surgical Retina and Uveitis, Fellowship in Ocular oncology)

Dr Sajani Shah

MS Ophthalmology, DOMS, FREC, Paediatric Ophthalmology & Squint Surgeon

Dr Sapan Shah

MS Ophthalmology, FAEH, Fellowship in Orbit, Oculoplastic and Ocular Oncology,
Orbit, Oculoplastic and Ocular Oncology Specialist



Scan to view the Animated video of the Laser Specs removal procedure



Scan to learn more about Specs removal Procedures



Contact Info



KD Hospital

કુસુમ ધીરજલાલ હોસ્પિટલ

Hope • Health • Happiness

Appointment : +91 89802 80802
+91 79 6677 0000

Website : www.kdhospital.co.in

Email : contact@kdhospital.co.in

Address : Vaishnodevi Circle,
SG Road, Ahmedabad - 382421
Gujarat, India.